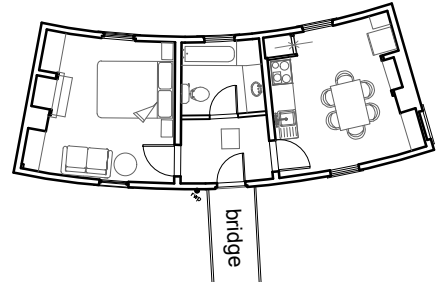
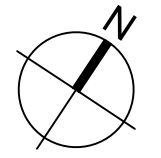


Notes:
 1 Any dwg format drawing is to be read only in conjunction with and at the scale of the accompanying pdf.
 2 Status 'C' drawing (Construction):
 All dimensions are to be checked on site by the contractor, scaling is for Planning purposes only.
 Unless otherwise indicated, all dimensions are in millimeters.
 All information on this drawing is to be read in conjunction with the relevant Donald Insall Associates specification and trade contractors' drawings and information by specialists.
 3 In the event of any query, please contact us immediately.
 4 This drawing contains survey information by others and is to be used solely for the purposes for which it was issued.
 © 2016 DONALD INSALL ASSOCIATES LTD



02 FIRST FLOOR
 1:200 (residential)



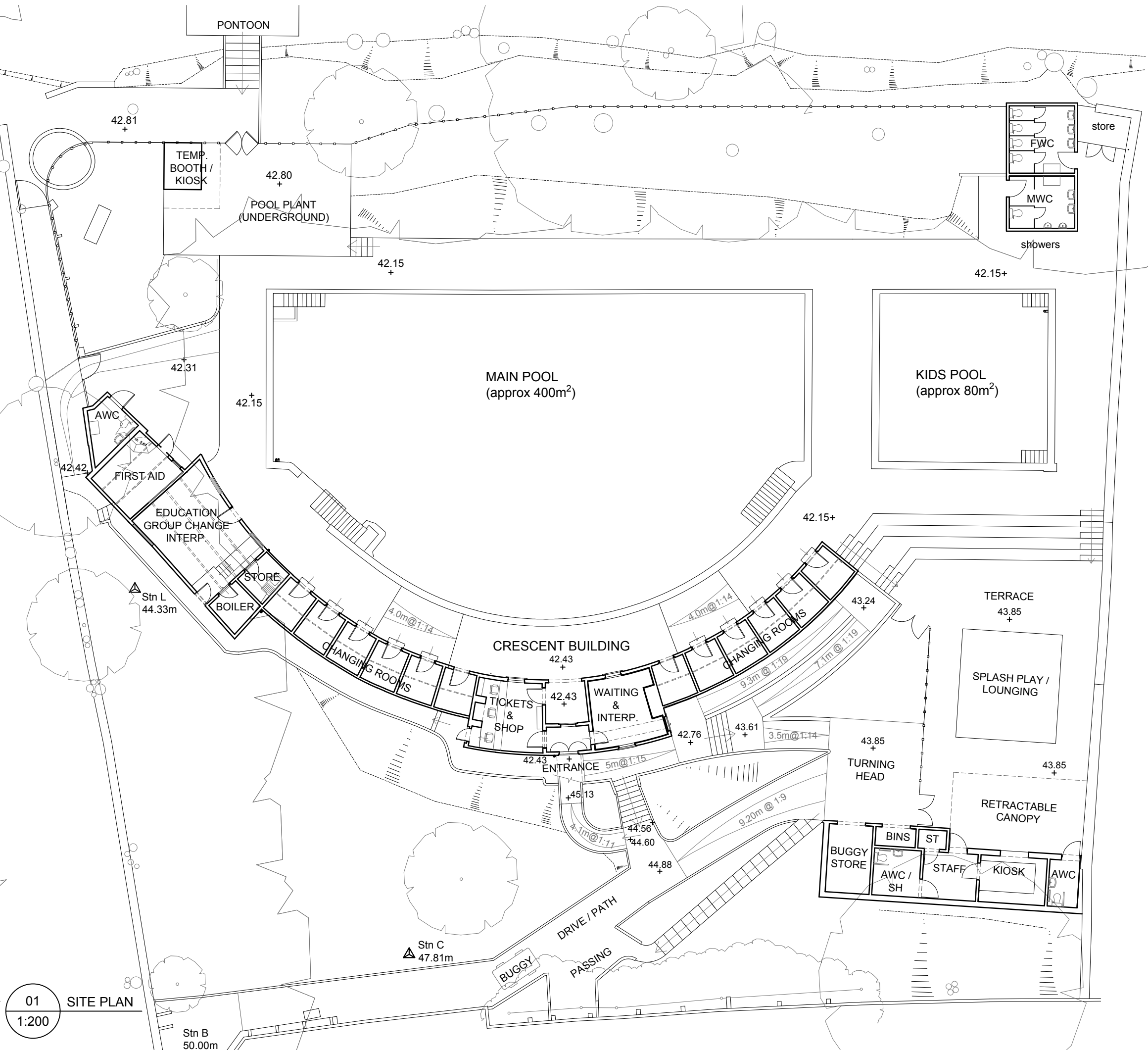
| | | | | |
|-----|----------|-----|------|----------|
| - | 24.03.16 | SD | DB | DRAWN |
| Rev | Date | Dwn | Auth | Revision |

Donald Insall Associates
 Chartered Architects and Historic Building Consultants
 1 Hargeton Place, Bath BA1 1HF
 T: (+44)1225 469 898 www.insall-architects.co.uk

CLEVELAND POOLS
 BATH
 Proposed Site Plan

| | |
|-----------------------|-------------------|
| Drawing Status | |
| F Feasibility | W Working Drawing |
| S Sketch Design | M Measurement |
| D Design | T Tender |
| P Planning | C Construction |
| B Building Control | R Record |

| | |
|-------------|------------|
| Project | No |
| CPT | 201 |
| Scale | Status Rev |
| (A3) 1: 200 | S - |



01 SITE PLAN
 1:200